

Specification

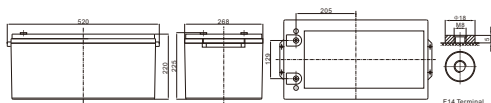
Cells Per Unit	6
Voltage Per Unit	12
Capacity	250Ah@20hr-rate to 1.75V per cell @25°C
Weight	67KG
Internal Resistance	Approx. 5 mΩ
Terminal	M8
Max. Discharge Current	2600A (5 sec)
Design Life	15 years (floating charge)
Maximum Charging Current	50.0A
Reference Capacity	C3 170.5AH
	C5 189.5AH
	C10 217.0AH
	C20 250.0AH
Float-Charging-Voltage	13.6 V~13.8 V @ 25°C
Cycle-Use Voltage	Temperature Compensation: -3mV/C/Cell
	14.5 V~14.9 V @ 25°C
Operating Temperature Range	Temperature Compensation: -4mV/C/Cell
	Discharge: -40°C ~60°C
	Charge: -20°C ~50°C
	Storage: -40°C ~60°C
Normal Operating Temperature Range	25°C ± 5°C
Self Discharge	Less than 3% at 25°C per month
Container Material	A.B.S. UL94-HB, UL94-V0 Optional.



Application

- Solar/Wind Power System
- Uninterruptible Power Supplies (UPS)
- Electric Power Systems (EPS)
- Emergency Backup Power Supplies
- Communication Power Supplies
- DC Power Supplies
- Auto Control System

Dimensions



Length	520±1mm (20.5 inches)
Width	268±1mm (10.6 inches)
Height	220±1mm (8.66 inches)
Total Height	225±1mm (8.86 inches)
Terminal	Value
M5	6~7 N*mm
M8	8~10 N*mm
M8	10~12 N*mm

F14 Terminal

Unit: mm

Constant Current Discharge Characteristics : A[25°C]

F.V/Time	15min	30min	1h	2h	3h	4h	5h	8h	10h	20h
1.60V	342.0	229.2	139.7	83.7	57.8	47.4	38.8	26.7	22.6	13.8
1.65V	335.0	227.2	139.1	83.0	57.6	47.1	38.6	26.4	22.4	13.3
1.70V	329.8	225.9	137.8	82.4	57.1	46.9	38.3	26.3	22.1	12.9
1.75V	317.7	222.3	136.5	81.7	56.9	46.5	37.9	26.1	21.9	12.5
1.80V	296.3	214.6	133.3	80.3	55.4	45.4	37.2	25.6	21.7	11.7
1.85V	268.8	203.0	126.6	76.7	52.9	43.2	35.6	24.5	21.1	11.3

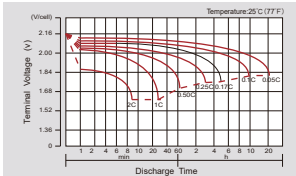
Constant Power Discharge Characteristics : WPC[25°C]

F.V/Time	15min	30min	1h	2h	3h	4h	5h	8h	10h	20h
1.60V	626.9	435.6	269.2	164.4	114.4	94.1	77.1	53.2	45.0	24.3
1.65V	617.3	430.8	268.3	163.5	114.4	93.9	76.9	52.9	44.7	23.8
1.70V	609.6	431.7	266.3	162.5	114.4	93.8	76.6	52.5	44.3	23.5
1.75V	588.5	426.0	264.4	161.5	113.5	92.9	75.7	52.1	43.8	23.0
1.80V	551.0	412.5	259.6	159.6	110.6	90.8	74.3	51.3	43.5	22.6
1.85V	501.0	390.4	248.1	152.9	105.8	86.4	71.2	49.0	42.1	21.3

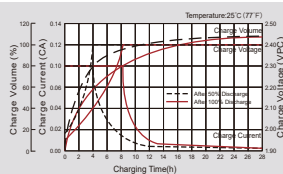
Note: The above characteristics data are average values obtained within three charge/discharge cycle not the minimum values.



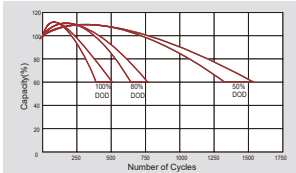
Discharge Characteristics Curve



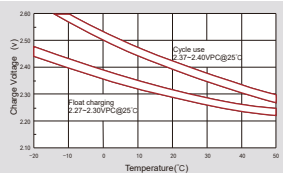
Charge Characteristic Curve for Cycle Use(IU)



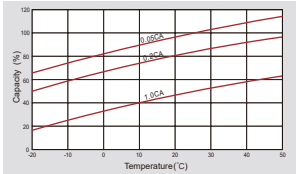
Cycle Life in Relation to Depth of Discharge



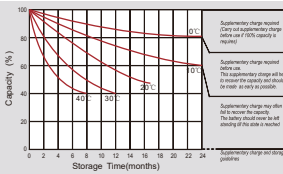
Relationship Between Charging Voltage and Temperature



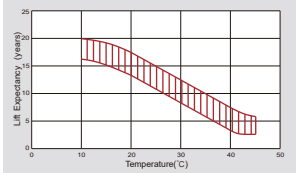
Temperature Effects on Capacity



Storage Characteristics



Effect of Temperature on Long Term Life



Relationship of OCV And State of Charge(20°C)

